





Investigate the News

WRITING a STORYBOARD!

Love to draw and love to write? You do both when you use storyboards to lay-out stories. Check out comic strips, and use those as models.

Choose a story that interests you. Draw key events in the order they occur and then explain more by adding text to each drawing.



You may also use software, such as PowerPoint and word processing, to create storyboards that combine words and illustrations or add audio and video to create multimedia storyboards.

SHARE any appealing multimedia presentations that include audio and video. Recommend any graphic novels that you find interesting to read.